

Ventilated | High speed | Benchtop



## TI-HS-20KNR

TI-HS-20KNR high speed benchtop centrifuge spins sample volumes up to 6 x 100 ml, 48x1.5/2.2ml tubes or 8 x 50 ml conical tubes with a intelligent LCD touch screen. For 24x1.5/2.2 mL tubes, aerosol-tight rotor is optional.

### FEATURES

#### User-friendly functions

- >up to 1000 user-defined programs
- >up to 1000 run histories,can be exported via USB
- >up to 40 rates acceleration and deceleration
- >up to 5 stages multi-stage centrifugation mode available
- >up to 99h59m59s timer range, 1s increment

#### Ensure safety

- >Automatic rotor recognition to prevent overspeed
- >Imbalance detection by three axis gyroscope
- >Motorized electronic door lock
- >Door cannot be opened when rotor is spinning
- >Gas hinge to prevent door falling
- >Port in the door for calibration and operation checking
- >Emergency door lock release

#### LCD touch screen

- >Simple and clear to show all parameters
- >Touch screen,easy to set parameters
- >RCF can be set directly
- >RPM and RCF cove automatically
- >User can set parameters even with gloves
- >User can reset parameters when rotor is spinning

#### Good components

- >Motor: Variable frequency motor. stable running,maintenance free,long life
- >Housing: Thick and strong steel
- >Chamber: 304 stainless steel with te on coating. anticorrosion and easy to clean
- >Rotor: Aluminum alloy fixed angle rotor; Steel swing out rotor.
- >Rotors are autoclavable

### TECHNICAL DATA

Model	TI-HS-20KNR
Max Speed	20000rpm
Max RCF	27994xg
Max Capacity	6x100ml
Speed Accuracy	±10rpm
Time Setting	1s~ 99h59m59s
Noise	≤60dB(A)
Power Consumption	500w
Dimension	440x360x315mm
Weight	29kg

# AVAILABLE ROTORS

No.1




Rotor:Fixed angle rotor  
Capacity:12x1.5/2.2ml  
Max speed:16500rpm  
Max RCF:19053×g  
Tube size:Φ11x42mm

No.2



Rotor:Fixed angle rotor  
Capacity:12x5ml  
Max speed:15000rpm  
Max RCF:18287×g  
Tube size:Φ14x54mm

No.3



Rotor:Fixed angle rotor  
Capacity:24x1.5/2.2ml  
Max speed:16000rpm  
Max RCF:24814×g  
Tube size:Φ11x42mm

No.3




Rotor:Fixed angle rotor  
(aerosol tight)  
Capacity:24x1.5/2.2ml  
Max speed:16000rpm  
Max RCF:24814×g  
Tube size:Φ11x42mm

No.4



Rotor:Fixed angle rotor  
Capacity:12×10ml  
Max speed:13000rpm  
Max RCF:15625×g  
Tube size:Φ16×86mm

No.4



Rotor:Fixed angle rotor  
Capacity:36x1.5/2.2ml  
Max speed:13000rpm  
Max RCF:15625×g  
Tube size:Φ11x42mm

No.5




Rotor:Fixed angle rotor  
Capacity:6×50ml conical bottom  
Max speed:12000rpm  
Max RCF:15712×g  
Tube size:Φ29×116mm



Rotor:Fixed angle rotor  
Capacity:6×50ml round bottom  
Max speed:12000rpm  
Max RCF:15712×g  
Tube size:Φ29×111mm

No.5



Rotor:Fixed angle rotor  
Capacity:48×1.5/2.2ml  
Max speed:12000rpm  
Max RCF:15712×g  
Tube size:Φ11×42mm

No.6



Rotor:Fixed angle rotor  
Capacity:4x100ml  
Max speed:10000rpm  
Max RCF:11045×g  
Tube size:Φ38x123mm

No.6



Rotor:Fixed angle rotor  
Capacity:8x50ml conical bottom  
Max speed:10000rpm  
Max RCF:11045×g  
Tube size:Φ29x116mm



Rotor:Fixed angle rotor  
Capacity:8x50ml round bottom  
Max speed:10000rpm  
Max RCF:11045×g  
Tube size:Φ29x111mm

No.6



Rotor:Fixed angle rotor  
Capacity:12x15ml  
Max speed:10000rpm  
Max RCF:11045×g  
Tube size:Φ17x121mm

No.6



Rotor:Fixed angle rotor  
Capacity:24x10ml  
Max speed:10000rpm  
Max RCF:11045×g  
Tube size:Φ16x86mm

No.7



Rotor:Fixed angle rotor  
Capacity:6x10ml  
Max speed:16000rpm  
Max RCF:19004×g  
Tube size:Φ16x86mm

No.8



Rotor:Fixed angle rotor  
Capacity:8x15ml  
Max speed:13000rpm  
Max RCF:14945×g  
Tube size:Φ17x121mm

No.8



Rotor:Fixed angle rotor  
Capacity:6x30ml  
Max speed:13000rpm  
Max RCF:14945×g  
Tube size:Φ25.5x100mm

No.9



Rotor:Fixed angle rotor  
Capacity:8x0.2ml PCR strip  
Max speed:13000rpm  
Max RCF:14643×g

No.10



Rotor:Fixed angle rotor  
Capacity:6x100ml  
Max speed:8000rpm  
Max RCF:7720×g  
Tube size:Φ38x123mm

No.11



Rotor:Microplate rotor  
Capacity:2x2x48 well plate  
Max speed:4000rpm  
Max RCF:1538×g  
max: 128×48x60mm

## AVAILABLE ROTORS

<p>Rotor Type : Fixed Angle Rotor Rotor Capacity : 12 x 1.5/2ml Rotor Speed : 16500 RPM</p>	<p>Rotor Type : Fixed Angle Rotor Rotor Capacity : 12 x 5ml Rotor Speed : 15000 RPM</p>
<p>Rotor Type : Fixed Angle Rotor Rotor Capacity : 24 x 1.5/2.2ml Rotor Speed : 16000 RPM</p>	<p>Rotor Type : Fixed Angle Rotor (aerosol tight) Capacity : 24 x 1.5/2.2ml Rotor Speed : 16000 RPM</p>
<p>Rotor Type : Fixed Angle Rotor Rotor Capacity : 12 x 10ml Rotor Speed : 13000 RPM</p>	<p>Rotor Type : Fixed Angle Rotor Rotor Capacity : 6 x 50ml (conical bottom) Rotor Speed : 12000 RPM</p>
<p>Rotor Type : Fixed Angle Rotor Rotor Capacity : 36 x 1.5/2ml Rotor Speed : 13000 RPM</p>	<p>Rotor Type : Fixed Angle Rotor Rotor Capacity : 6 x 50ml (round bottom) Rotor Speed : 12000 RPM</p>
<p>Rotor Type : Fixed Angle Rotor Capacity : 48x1.5ml Rotor Speed : 12000 RPM</p>	<p>Rotor Type : Fixed Angle Rotor Capacity : 8 x 50ml (conical bottom) Rotor Speed : 10000 RPM</p>
<p>Rotor Type : Fixed Angle Rotor Rotor Capacity : 4 x 100ml Rotor Speed : 10000 RPM</p>	<p>Rotor Type : Fixed Angle Rotor Rotor Capacity : 8 x 50ml (round bottom) Rotor Speed : 10000 RPM</p>

## AVAILABLE ROTORS

Rotor Type : Fixed Angle Rotor  
Rotor Capacity : 12 x 15ml  
Rotor Speed : 10000 RPM

Rotor Type : Fixed Angle Rotor  
Rotor Capacity : 24 x 10ml  
Rotor Speed : 10000 RPM

Rotor Type : Fixed Angle Rotor  
Rotor Capacity : 6 x 10ml  
Rotor Speed : 16000 RPM

Rotor Type : Fixed Angle Rotor  
Rotor Capacity : 8 x 15ml  
Rotor Speed : 13000 RPM

Rotor Type : Fixed Angle Rotor  
Rotor Capacity : 6 x 30ml  
Rotor Speed : 13000 RPM

Rotor Type : Fixed Angle Rotor  
Rotor Capacity : 8 x 0.2ml (PCR strip)  
Rotor Speed : 13000 RPM

Rotor Type : Fixed Angle Rotor  
Rotor Capacity : 6 x 100ml  
Rotor Speed : 8000 RPM

Rotor Type : Microplate Rotor  
Rotor Capacity : 2 x 2 x 48ml (well plate)  
Rotor Speed : 4000 RPM